

GUARANTEE

The Click Reel is guaranteed to last the life of the device into which it is originally installed. Registration of the Click Reel is required at the time of original device delivery.

To register: clickmedical.co/contact-us/cr-registration/

WARRANTY

For warranty information on all of Click Medical's products: clickmedical.co/terms/#warranty

U.S. Customers:

Contact Help@ClickMedical.co

Tel: +1-970-670-7012

International Customers:

Please contact your local distributor.

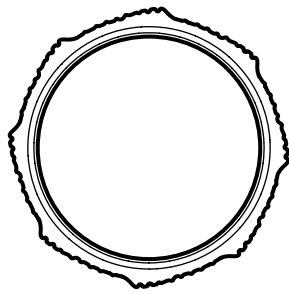
See instructions in other languages: clickmedical.co/instructions

For material suggestions and guidelines, please refer to the **Material Data Sheet**: clickmedical.co/mds

Click Medical products are patent protected.

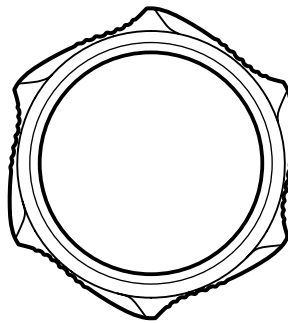
For full list see www.clickmedical.co/patents

Click Reel Grip Kit Contents:



Comfort Grip x5
AC-100-05

- OR -



Power Grip x5
AC-101-05

Other Materials Needed (not provided):



Brush



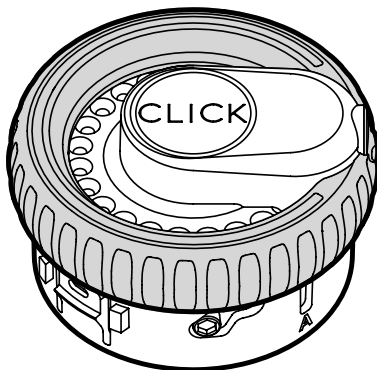
Super Glue



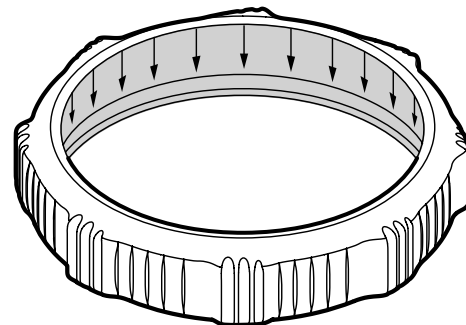
Surface Cleaner
Isopropyl Alcohol
or Similar

Surface Preparation:

- 1 Clean entire surface of dial with Isopropyl Alcohol (highlighted in grey).



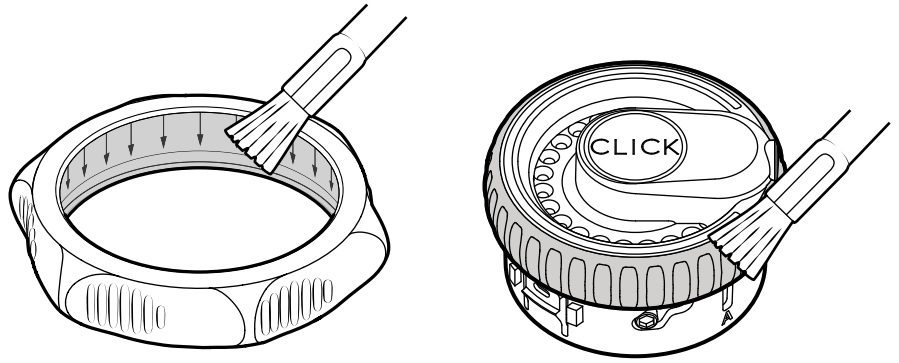
- 2 Clean entire inner surface of the grip with Isopropyl Alcohol (highlighted in grey).



Adhesive Application:

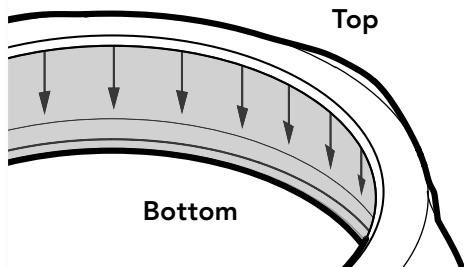
3 Adhesive Application:

1. Using the brush, apply adhesive to the inner surface of the grip.
2. Apply adhesive to the grip of the dial with the brush.

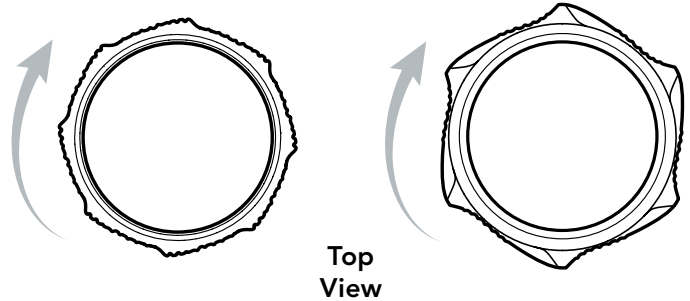


Grip Attachment:

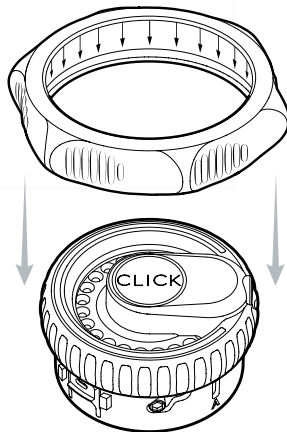
- 4 Identify the bottom of the grip. There are arrows on the inside surface of the grip indicating the bottom.



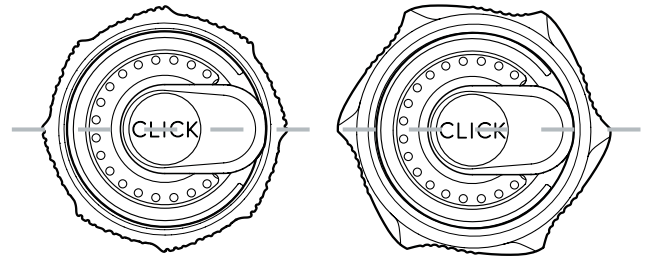
- 5 Ensure that the grip is oriented correctly so finger pads align with the direction of tightening



- 6 Slide grip over the dial while adhesive is still wet.



Pro Tip: For best appearance, align 1 set of lobes on the grip with the centerline of the monospoke.



Finishing:

- 7 Allow adequate time for adhesive to dry.



- 8 After adhesive dries, check to make sure the grip is firmly attached to the dial.

- 9 Clean excess adhesive off of the dial.

UK REP MDSS-UK RP LIMITED, 6 Wilmslow Road
Rusholme, M14 5TP Manchester
United Kingdom

CH REP MDSS CH GmbH, Laurenzenvorstadt 61
5000 Aarau, Switzerland

MD MDSS GmbH, Schiffgraben 41
30175 Hannover, Germany

EC REP 



Click Medical, LLC, 1205 Hilltop Parkway, W101
Steamboat Springs, CO 80487, USA +1-970-670-7012